









Speed Bins Report BATHNES_TEMPORARY 00000009999 2023-10-30 to 2023-11-12

Site Name Morford Street
Site ID 00000009999
Grid 374850165545
Description Tube counter - Vehicle

Setup Setup39816
Lanes Each Lane
Show Average
Time Period 15 minutes
Averaged over All days
Speed units mph
Exclude data: None

Northbound

	Average Flow	<10.0mph	10.0-15.0mph	15.0-20.0mph	20.0-25.0mph	25.0-30.0mph	30.0-35.0mph	35.0-40.0mph	40.0-45.0mph	45.0-50.0mph	50.0-55.0mph	55.0-60.0mph	60.0-65.0mph	65.0-70.0mph	70.0-75.0mph	75.0-80.0mph	80.0-85.0mph	85.0-90.0mph	90.0-95.0mph	95.0-100.0mph	>100.0mph	Invalid Reading	85 th %ile	Mean Speed	Std Dev	
00:00:00	2	0	0	0	1	0	0	0	0	0	0	0	0	0	0	0	0	0	0	0	0	0	0	25.5	20	6.3
00:15:00	2	0	0	0	1	0	0	0	0	0	0	0	0	0	0	0	0	0	0	0	0	0	0	26.3	20.6	5.2
00:30:00	1	0	0	1	0	0	0	0	0	0	0	0	0	0	0	0	0	0	0	0	0	0	0	26.2	21.1	3.9
00:45:00	1	0	0	0	0	0	0	0	0	0	0	0	0	0	0	0	0	0	0	0	0	0	0	22	20.2	4
01:00:00	1	0	0	0	0	0	0	0	0	0	0	0	0	0	0	0	0	0	0	0	0	0	0	25.7	20.7	5
01:15:00	1	0	0	0	0	0	0	0	0	0	0	0	0	0	0	0	0	0	0	0	0	0	0	23.5	21.7	3.2
01:30:00	1	0	0	0	0	0	0	0	0	0	0	0	0	0	0	0	0	0	0	0	0	0	0	26	20.9	5.1
01:45:00	1	0	0	0	1	0	0	0	0	0	0	0	0	0	0	0	0	0	0	0	0	0	0	29.4	23	5
02:00:00	1	0	0	0	0	0	0	0	0	0	0	0	0	0	0	0	0	0	0	0	0	0	0	25.2	21.4	5.2
02:15:00	1	0	0	0	0	0	0	0	0	0	0	0	0	0	0	0	0	0	0	0	0	0	0	24.1	19.6	5
02:30:00	1	0	0	0	0	0	0	0	0	0	0	0	0	0	0	0	0	0	0	0	0	0	0	21.7	18.9	3.7
02:45:00	1	0	0	0	0	0	0	0	0	0	0	0	0	0	0	0	0	0	0	0	0	0	0	25.4		
03:00:00	0	0	0	0	0	0	0	0	0	0	0	0	0	0	0	0	0	0	0	0	0	0	0	22.2		
03:15:00	1	0	0	0	0	0	0	0	0	0	0	0	0	0	0	0	0	0	0	0	0	0	0	26.2	20.6	5.5
03:30:00	1	0	0	0	0	0	0	0	0	0	0	0	0	0	0	0	0	0	0	0	0	0	0	24.2		
03:45:00	1	0	0	0	0	0	0	0	0	0	0	0	0	0	0	0	0	0	0	0	0	0	0	26.7		
04:00:00	1	0	0	0	0	0	0	0	0	0	0	0	0	0	0	0	0	0	0	0	0	0	0	30.4		
04:15:00	0	0	0	0	0	0	0	0	0	0	0	0	0	0	0	0	0	0	0	0	0	0	0	25.5		
04:30:00	1	0	0	0	0	0	0	0	0	0	0	0	0	0	0	0	0	0	0	0	0	0	0	26.3	21.1	3.9
04:45:00	1	0	0	0	0	0	0	0	0	0	0	0	0	0	0	0	0	0	0	0	0	0	0	22.4	20	1.6
05:00:00	1	0	0	0	0	0	0	0	0	0	0	0	0	0	0	0	0	0	0	0	0	0	0	25.5		
05:15:00	1	0	0	0	0	0	0	0	0	0	0	0	0	0	0	0	0	0	0	0	0	0	0	25.6	20.5	4.9
05:30:00	1	0	0	0	1	0	0	0	0	0	0	0	0	0	0	0	0	0	0	0	0	0	0	28.6	22.5	3.9
05:45:00	1	0	0	1	0	0	0	0	0	0	0	0	0	0	0	0	0	0	0	0	0	0	0	25.2	21.1	3.2
06:00:00	1	0	0	0	1	0	0	0	0	0	0	0	0	0	0	0	0	0	0	0	0	0	0	24.8	21.2	4.7
06:15:00	1	0	0	1	1	0	0	0	0	0	0	0	0	0	0	0	0	0	0	0	0	0	0	24.2	20.6	2.4
06:30:00	3	0	0	1	2	0	0	0	0	0	0	0	0	0	0	0	0	0	0	0	0	0	0	24.9	21.4	4.9
06:45:00	4	0	0	1	2	0	0	0	0	0	0	0	0	0	0	0	0	0	0	0	0	0	0	23.8	21.5	2.7
07:00:00	8	0	1	3	3	1	0	0	0	0	0	0	0	0	0	0	0	0	0	0	0	0	0	24.6	20.7	4.2
07:15:00	13	0	1	5	5	1	0	0	0	0	0	0	0	0	0	0	0	0	0	0	0	0	0	24.7	20.1	4
07:30:00	18	0	2	8	6	1	0	0	0	0	0	0	0	0	0	0	0	0	0	0	0	0	0	22.7	19.1	4
07:45:00	21	0	3	10	7	0	0	0	0	0	0	0	0	0	0	0	0	0	0	0	0	0	0	22.5	18.6	3.6
08:00:00	28	2	7	12	6	1	0	0	0	0	0	0	0	0	0	0	0	0	0	0	0	0	0	21.5	17.2	4.6
08:15:00	24	1	6	12	6	1	0	0	0	0	0	0	0	0	0	0	0	0	0	0	0	0	0	21.3	17.2	4
08:30:00	24	2	4	12	6	1	0	0	0	0	0	0	0	0	0	0	0	0	0	0	0	0	0	21.3	17.2	4.3
08:45:00	26	1	4	14	7	1	0	0	0	0	0	0	0	0	0	0	0	0	0	0	0	0	0	21.5	18	3.9
09:00:00	23	1	4	11	6	1	0	0	0	0	0	0	0	0	0	0	0	0	0	0	0	0	0	22.5	18.1	4.2
09:15:00	23	1	4	12	5	1	0	0	0	0	0	0	0	0	0	0	0	0	0	0	0	0	0	22.1	17.9	3.9
09:30:00	22	0	3	11	6	1	0	0	0	0	0	0	0	0	0	0	0	0	0	0	0	0	0	23	18.8	4
09:45:00	20	0	2	10	6	1	0	0	0	0	0	0	0	0	0	0	0	0	0	0	0	0	0	22.2	18.8	3.4
10:00:00	20	0	4	10	5	1	0	0	0	0	0	0	0	0	0	0	0	0	0	0	0	0	0	22.4	18.4	3.9
10:15:00	20	1	2	9	8	1	0	0	0	0	0	0	0	0	0	0	0	0	0	0	0	0	0	23.2	19.1	4.2
10:30:00	18	0	2	9	6	1	0	0	0	0	0	0	0	0	0	0	0	0	0	0	0	0	0	22.7	18.9	3.9
10:45:00	22	1	4	10	6	1	0	0	0	0	0	0	0	0	0	0	0	0	0	0	0	0	0	22.7	18.1	4.4
11:00:00	20	1	3	10	6	1	0	0	0	0	0	0	0	0	0	0	0	0	0	0	0	0	0	22.3	18.3	4
11:15:00	22	0	3	9	8	1	0	0	0	0	0	0	0	0	0	0	0	0	0	0	0	0	0	23	19.2	4.2
11:30:00	20	0	2	9	8	1	0	0	0	0	0	0	0	0	0	0	0	0	0	0	0	0	0	23.6	19.9	4.5
11:45:00	22	2	3	9	7	2	0	0	0	0	0	0	0	0	0	0	0	0	0	0	0	0	0	23.7	18.7	4.7
12:00:00	24	1	3	10	9	1	0	0	0	0	0	0	0	0	0	0	0	0	0	0	0	0	0	23.1	19	4.2
12:15:00	24	0	3	11	9	1	0	0	0	0	0	0	0	0	0	0	0	0	0	0	0	0	0	23.4	19.1	3.9
12:30:00	26	0	3	11	9	2	0	0	0	0	0	0	0	0	0	0	0	0	0	0	0	0	0	23.5	19.4	4.5
12:45:00	26	1	3	11	9	2	0	0	0	0	0	0	0	0	0	0	0	0	0	0	0	0	0	23.7	19.1	4.5
13:00:00	25	1	3	11	8	2	0	0	0	0	0	0	0	0	0	0	0	0	0	0	0	0	0	23.5	19	4.3
13:15:00	23	0	2	10	9	2	0	0	0	0	0	0	0	0	0	0	0	0	0	0	0	0	0	24.2	19.7	4
13:30:00	24	0	3	11	8	1	0	0	0	0	0	0	0	0	0	0	0	0	0	0	0	0	0	23.1	19	4
13:45:00	26	1	3	12	8	2	0	0	0	0	0	0	0	0	0	0	0	0	0	0	0	0	0	23.2	19.1	4.3
14:00:00	23	0	3	10	8	1	0	0	0	0	0	0	0	0	0	0	0	0	0	0	0	0	0	22.9	18.9	3.9
14:15:00	23	0	3	11	8	1	0	0	0	0	0	0	0	0	0	0	0	0	0	0	0	0	0	23.1	19	3.9
14:30:00	29	1	5	14	8	1	0	0	0	0	0	0	0	0	0	0	0	0	0	0	0	0	0	22.5	18.2	4.1
14:45:00	28	1	5	14	8	1	0	0	0	0	0	0	0	0	0	0	0	0	0	0	0	0	0	21.6	17.9	4.3
15:00:00	34	1	6	16	9	1	0	0	0	0	0	0	0	0	0	0	0	0	0	0	0	0	0	22.2	17.9	4.1
15:15:00	37	1	8	17	9	1	0	0	0	0	0	0	0	0	0	0	0	0	0	0	0	0	0	22.1	18.1	6.4
15:30:00	41	5	13	15	6	1	0	0	0	0	0	0	0	0	0	0	0	0	0	0	0	0	0	20.7	15.8	4.8
15:45:00	37	5	10	14	6	1	0	0	0	0	0	0	0	0	0	0	0	0	0	0	0	0	0	20.7	15.7	4.9
16:00:00	38	7	10	13	7	1	0	0	0	0	0	0	0	0	0	0	0	0	0	0	0	0	0	21.2	15.7	5.4
16:15:00	40	8	11	14	6	1	0																			

Event key:  Failure  Weekends and defined holidays  QC Outlier  QC Atypical  Events Holiday-affected days  Special  Holiday  Offline

Notes on data: Averages are calculated as the simple average of values across the period.

Holidays & Events: None