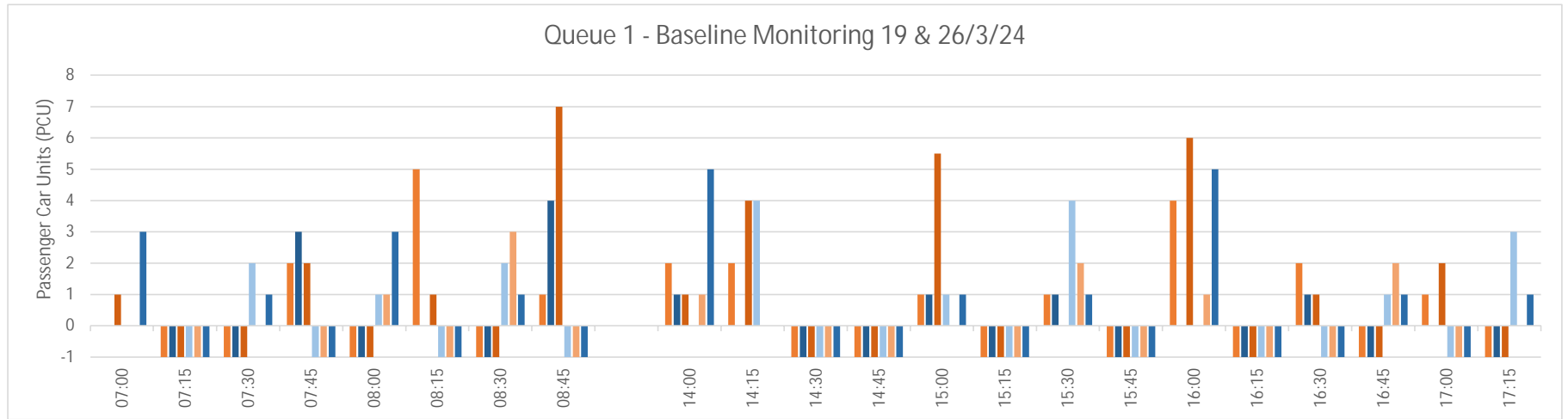


Queue Length Analysis - 1

24/03/2024

Time	PC	MB	C	LGV	MG V	Bus	H	PCU	PC	MB	C	LGV	MG V	Bus	H	PCU	PC	MB	C	LGV	MG V	Bus	H	PCU
07:00			0					0			0					0			3					3
07:15								-1								-1								-1
07:30			2					2			0					0			1					1
07:45								-1								-1								-1
08:00			1					1			1					1			3					3
08:15								-1								-1								-1
08:30			2					2			3					3			1					1
08:45								-1								-1								-1
14:00			0					0			1					1			5					5
14:15			4					4			0					0			0					0
14:30								-1								-1								-1
14:45								-1								-1								-1
15:00			1					1			0					0			1					1
15:15								-1								-1								-1
15:30			4					4			2					2			1					1
15:45								-1								-1								-1
16:00			0					0			1					1			4	1				5
16:15								-1								-1								-1
16:30								-1								-1								-1
16:45			1					1			2					2			1					1
17:00								-1								-1								-1
17:15			3					3			0					0			1					1

Queue Length Analysis - 1



Queue Length Analysis - 2

24/03/2024

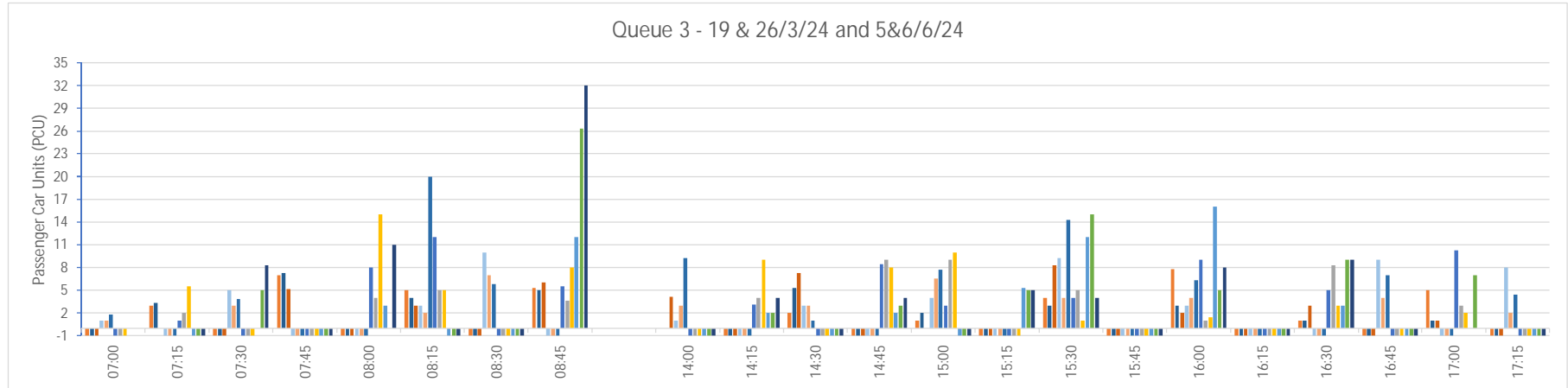
Time	PC	M	C	LG	M	Bu	H	PC	M	C	LG	M	Bu	H	PC	M	C	LG	M	Bu	H	PCU	
07:00			0					0		0					0		1					1	3.3
07:15								-1							-1								-1
07:30			1					1		0					0		1						1
07:45								-1							-1								-1
08:00			1					1		3			1		5		1	1					2
08:15								-1							-1								-1
08:30			1					1		1					1		3						3
08:45								-1							-1								-1
14:00			3					3		2					2		1	1			1		4.3
14:15			0					0		0					0		0						0
14:30								-1							-1								-1
14:45								-1							-1								-1
15:00			1					1		0					0		5	1			2		11
15:15								-1							-1								-1
15:30			0					0		0					0		1						1
15:45								-1							-1								-1
16:00			4	2			1	8	1	2					2		1	1					2
16:15								-1							-1								-1
16:30								-1							-1								-1
16:45			0					0		0					0		4						4
17:00								-1							-1								-1
17:15			1					1		3					3		3	1					4

Queue Length Analysis - 3

24/03/2024

Time	PC	MB	C	LGV	MG V	Bus	H	PCU	PC	MB	C	LGV	MG V	Bus	H	PCU	PC	MB	C	LGV	MG V	Bus	H	PCU
07:00			1					1			1					1		2	1					1.8
07:15								-1								-1								-1
07:30			4	1				5			2	1				3		7	1					3.8
07:45								-1								-1								-1
08:00								-1								-1								-1
08:15			3					3			2					2		13	2	2	1			20
08:30			9	1				10			7					7	1	1				2		5.8
08:45								-1								-1								-1
14:00			1					1			2	1				3		7				1		9.3
14:15								-1								-1								-1
14:30			2	1				3			3					3		1						1
14:45								-1								-1								-1
15:00			4					4			2	1	1	1		6.5	1	5				1		7.7
15:15								-1								-1								-1
15:30			6	1			1	9.3			4					4		12				1		14
15:45								-1								-1								-1
16:00			3					3			3	1				4		3	1			1		6.3
16:15								-1								-1								-1
16:30								-1								-1								-1
16:45			7				1	9			4					4		6	1					7
17:00								-1								-1								-1
17:15			7	1				8			2					2	1	4						4.4

Queue Length Analysis - 3



Queue Length Analysis - 4

24/03/2024

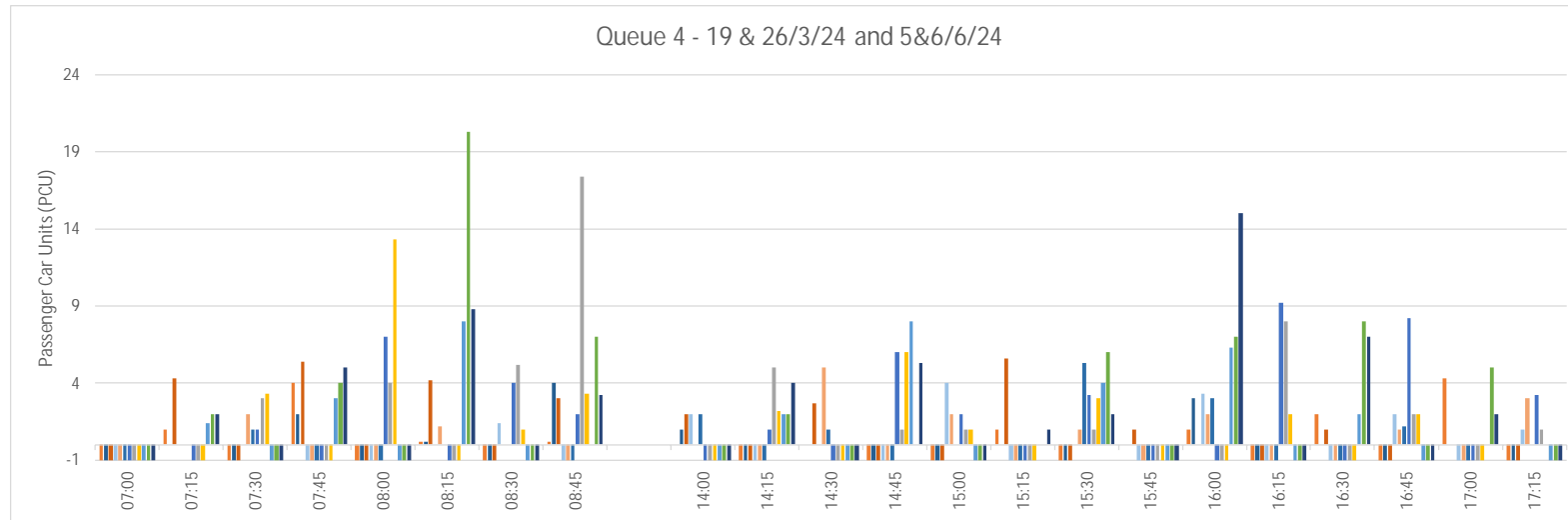
Time	PC	MB	C	LGV	MG V	Bus	H	PCU	PC	MB	C	LGV	MG V	Bus	H	PCU	PC	MB	C	LGV	MG V	Bus	H	PCU
07:00								-1								-1								-1
07:15			0					0			0					0			0					0
07:30			0					0			2					2			1					1
07:45								-1								-1								-1
08:00								-1								-1								-1
08:15			0					0	1		1					1.2			0					0
08:30	2		1					1.4			0					0			0					0
08:45								-1								-1								-1
14:00			2					2			0					0			2					2
14:15								-1								-1								-1
14:30			0					0			1			2		5			1					1
14:45								-1								-1								-1
15:00			3	1				4			2					2			0					0
15:15								-1								-1								-1
15:30			0					0			1					1			3			1		5.3
15:45								-1								-1								-1
16:00			1				1	3.3			2					2			3					3
16:15								-1								-1								-1
16:30								-1								-1								-1
16:45			2					2			1					1	1		1					1.2
17:00								-1								-1								-1
17:15			1					1			1			1		3			0					0

Queue Length Analysis - 4

05/06/2024

Time	PC	MB	C	LGV	MG V	Bus	H	PCU	PC	MB	C	LGV	MG V	Bus	H	PCU	PC	MB	C	LGV	MG V	Bus	H	PCU
07:00								-1								-1								-1
07:15								-1								-1								-1
07:30				1				1	5		2					3			1				1	3.3
07:45								-1								-1								-1
08:00			4	3				7			4					4			11				1	13
08:15								-1								-1								-1
08:30			4					4	1		5					5.2			1					1
08:45			2					2			9		1		3	17				1			1	3.3
14:00								-1								-1								-1
14:15			1					1			3			1		5	1		1	1				2.2
14:30								-1								-1								-1
14:45			2			2		6			1				1				4			1		6
15:00			2					2			1				1				1					1
15:15								-1								-1								-1
15:30	1		3					3.2			1				1				3					3
15:45								-1								-1								-1
16:00								-1								-1								-1
16:15	1		8	1				9.2			7	1			8				2					2
16:30								-1								-1								-1
16:45	1		7	1				8.2			2				2				2					2
17:00								-1								-1								-1
17:15	1		3					3.2			1				1				0					0

Queue Length Analysis - 4



Queue Length Analysis - 5

24/03/2024

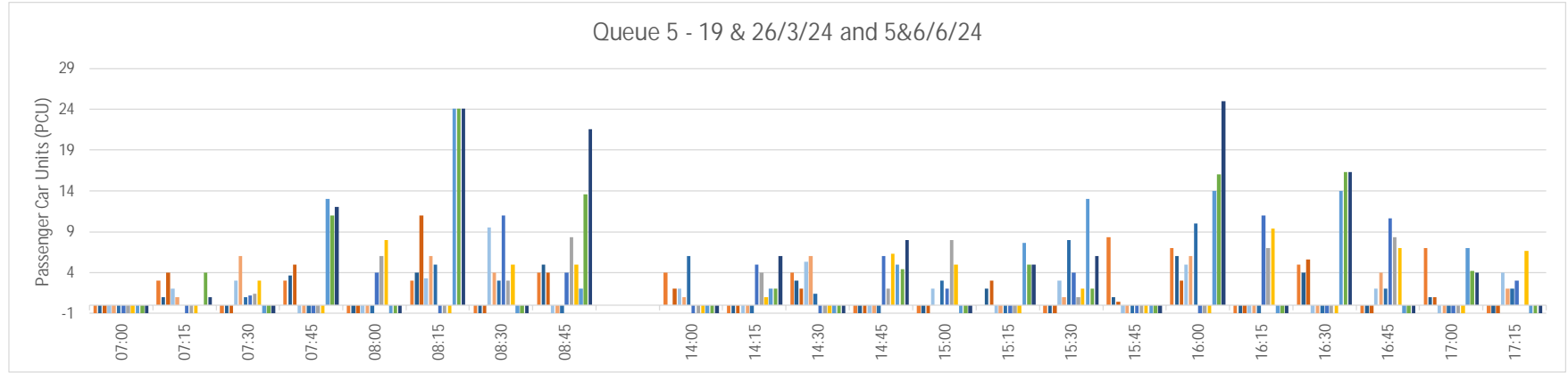
Time	PC	MB	C	LGV	MG V	Bus	H	PCU	PC	MB	C	LGV	MG V	Bus	H	PCU	PC	MB	C	LGV	MG V	Bus	H	PCU	
07:00								-1								-1									-1
07:15			1	1				2				1				1			0						0
07:30			3					3			6					6			1						1
07:45								-1								-1									-1
08:00								-1								-1									-1
08:15			1				1	3.3			6					6		4	1						5
08:30			5	3	1			9.5			4					4		2	1						3
08:45								-1								-1									-1
14:00			2					2			1					1		6							6
14:15								-1								-1									-1
14:30			2	1			1	5.3			6					6		1	1						1.4
14:45								-1								-1									-1
15:00			2					2			0					0		3							3
15:15								-1								-1									-1
15:30			2	1				3			1					1		7	1						8
15:45								-1								-1									-1
16:00			5					5			6					6		9	1						10
16:15								-1								-1									-1
16:30								-1								-1									-1
16:45			2					2			4					4		2							2
17:00								-1								-1									-1
17:15			4					4			2					2		2							2

Queue Length Analysis - 5

05/06/2024

Time	PC	MB	C	LGV	MG V	Bus	H	PCU	PC	MB	C	LGV	MG V	Bus	H	PCU	PC	MB	C	LGV	MG V	Bus	H	PCU
07:00								-1								-1								-1
07:15								-1								-1								-1
07:30	1		1					1.2		1	1					1.4			3					3
07:45								-1								-1								-1
08:00			4					4			4	2				6			8					8
08:15								-1								-1								-1
08:30			9	2				11			2	1				3			5					5
08:45			4					4			5	1			1	8.3			5					5
14:00								-1								-1								-1
14:15			4	1				5			4					4			1					1
14:30								-1								-1								-1
14:45			5	1				6			1	1				2			4				1	6.3
15:00			2					2			7	1				8			5					5
15:15								-1								-1								-1
15:30			2	2				4			1					1			2					2
15:45								-1								-1								-1
16:00								-1								-1								-1
16:15			10	1				11			7					7			1	8	1			9.4
16:30								-1								-1								-1
16:45			6				2	11			5	1			1	8.3			6	1				7
17:00								-1								-1								-1
17:15			2	1				3			0					0			2				2	6.6

Queue Length Analysis - 5



19/03/2024

Time	PC	MB	C	LGV	MG V	Bus	H	PC U	PC	MB	C	LGV	MG V	Bus	H	PC U	PC	MB	C	LGV	MG V	Bus	H	PC U
07:00							2	4.6			1					1								2.3
07:15								-1								-1								-1
07:30			2				2	6.6	2						1	2.7			1					3.3
07:45								-1								-1								-1
08:00			1					1	1		1					1.2			0					0
08:15								-1								-1								-1
08:30			1	1				2			4					4			5	1				6
08:45	1		2	1				3.2								-1								-1
14:00								-1								-1								-1
14:15	1	1						0.6	1							0.2	2						1	2.7
14:30								-1								-1								-1
14:45			1					1			1					1		2						2.2
15:00								-1								-1								-1
15:15			1					1			0					0		1						0.4
15:30								-1								-1								-1
15:45			2	1				3		1						0.4	1	1						0.6
16:00								-1								-1								-1
16:15			2					2	1		1					1.2			1			1		3
16:30								-1								-1								-1
16:45			2				1	4	1		2					2.2	1		3	1				4.2
17:00								-1								-1								-1
17:15	1		1					1.2			3	1		1		6	1		1					1.2

24/03/2024

Time	PC	MB	C	LGV	MG V	Bus	H	PC U	PC	MB	C	LGV	MG V	Bus	H	PC U	PC	MB	C	LGV	MG V	Bus	H	PC U
07:00								-1								-1								-1
07:15							1	2.3			1					1			2					2
07:30								-1								-1								-1
07:45							1	2.3	2							0.4			1					1
08:00								-1								-1								-1
08:15			1					1			1				1	3.3			2	1				3
08:30								-1								-1								-1
08:45			1					1			1	1				2			0					0
14:00			3					3			2					2				1				1
14:15								-1								-1								-1
14:30			5				1	7.3			2					2	1		1					1.2
14:45								-1								-1								-1
15:00			2	1				3			3					3			0					0
15:15								-1								-1								-1
15:30								-1								-1								-1
15:45	1		2				1	4.5	4		3	1				4.8			1					1
16:00								-1								-1								-1
16:15		1	2					2.4			3					3			3					3
16:30								-1								-1								-1
16:45								-1								-1								-1
17:00			1					1			3					3							1	2.3
17:15	1		2				2	6.8	1		1	1				2.2			1					1

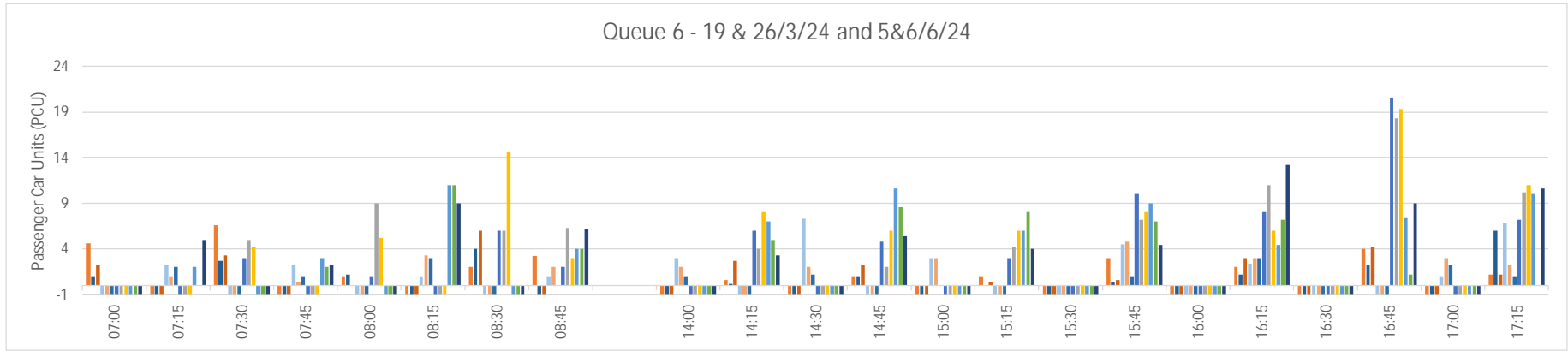
05/06/2024																									
Time	PC	M B	C	LG V	M G V	Bu s	H	PC U	PC	M B	C	LG V	M G V	Bu s	H	PC U	PC	M B	C	LG V	M G V	Bu s	H	PC U	
07:00								-1								-1									-1
07:15								-1								-1									-1
07:30			3					3		4	1					5	1	3	1						4
07:45								-1								-1									-1
08:00			1					1		9						9	1	5							5
08:15								-1								-1									-1
08:30			6					6		6						6		8	2			2		15	
08:45			1	1				2		3	1			1		6		2	1					3	
14:00								-1								-1									-1
14:15			6					6		4						4		6			1			8	
14:30								-1								-1								-1	
14:45	4		4					5		2						2		6						6	
15:00								-1								-1								-1	
15:15			3					3	1	4						4		2			2			6	
15:30								-1								-1								-1	
15:45			10					10	1	6	1					7		8						8	
16:00								-1								-1								-1	
16:15			7	1				8		10	1					11		3	1		1			6	
16:30								-1								-1								-1	
16:45			14	2			2	21		15	1			1		18		15	2			1		19	
17:00								-1								-1								-1	
17:15	1		6	1				7	1	9	1					10		10	1					11	

Queue Length Analysis - 6

06/06/2024

Time	PC	MB	C	LGV	MG V	Bus	H	PCU	PC	MB	C	LGV	MG V	Bus	H	PCU	PC	MB	C	LGV	MG V	Bus	H	PCU	
07:00								-1								-1									-1
07:15			2					2			0					0			3	2					5
07:30								-1								-1									-1
07:45			3					3			2					2	1		2						2.2
08:00								-1								-1									-1
08:15			10	1				11			9	2				11			7	2					9
08:30								-1								-1									-1
08:45			3	1				4			3	1				4	1		6						6.2
14:00								-1								-1									-1
14:15			7					7			5					5			1				1		3.3
14:30								-1								-1									-1
14:45			6				2	11			4			2		8.6		1	5						5.4
15:00								-1								-1									-1
15:15	1		2		1		1	6			8					8			4						4
15:30								-1								-1									-1
15:45			8	1				9			6	1				7	2		4						4.4
16:00								-1								-1									-1
16:15	2		4					4.4	1		6	1				7.2	1		12	1					13
16:30								-1								-1									-1
16:45	2		5	2				7.4	1		1					1.2			6	1		1			9
17:00								-1								-1									-1
17:15			8			1		10			0					0	1	1	10						11

Queue Length Analysis - 6



Queue Length Analysis - 7

19/03/2024

Time	PC	MB	C	LGV	MG V	Bus	H	PCU	PC	MB	C	LGV	MG V	Bus	H	PCU	PC	MB	C	LGV	MG V	Bus	H	PCU
07:00			1	1				2			0					0			1					1
07:15								-1								-1								-1
07:30			3					3			7					7			2					2
07:45								-1								-1								-1
08:00			2					2			8					8			2					2
08:15								-1								-1								-1
08:30	1		2					2.2			2					2	1		5	1				6.2
08:45				1				1								-1								-1
14:00								-1								-1								-1
14:15	1		3					3.2			7	2				9			1					1
14:30								-1								-1								-1
14:45			1					1			2	4				6			1					1
15:00								-1								-1								-1
15:15			0					0			1					1			1					1
15:30								-1								-1								-1
15:45			6	1			1	9.3			0					0			5	1				6
16:00								-1								-1								-1
16:15			3	1				4			1					1			2					2
16:30								-1								-1								-1
16:45			7					7			7					7			7					7
17:00								-1								-1								-1
17:15			3					3			3					3			6					6

Queue Length Analysis - 7

24/03/2024

Time	PC	MB	C	LGV	MG V	Bus	H	PCU	PC	MB	C	LGV	MG V	Bus	H	PCU	PC	MB	C	LGV	MG V	Bus	H	PCU	
07:00								-1								-1									-1
07:15			1	1				2			6					6			4						4
07:30								-1								-1									-1
07:45			3					3			7					7			9	3					12
08:00								-1								-1									-1
08:15			6	1				7			6					6			3						3
08:30								-1								-1									-1
08:45			3				1	5.3			2					2			1	1					2
14:00			0					0			3	1				4			4				1		6.3
14:15								-1								-1									-1
14:30			8	1				9			2					2			1	1					2
14:45								-1								-1									-1
15:00			1					1			1	3	1		1	6.7			1						1
15:15								-1								-1									-1
15:30								-1								-1									-1
15:45			2	1				3			1	1			2			1							1
16:00								-1							-1										-1
16:15			16	1				17			16	1			17			16	1						17
16:30								-1							-1										-1
16:45								-1							-1										-1
17:00			2					2			2				2			2							2
17:15			0					0			1				1			1							1

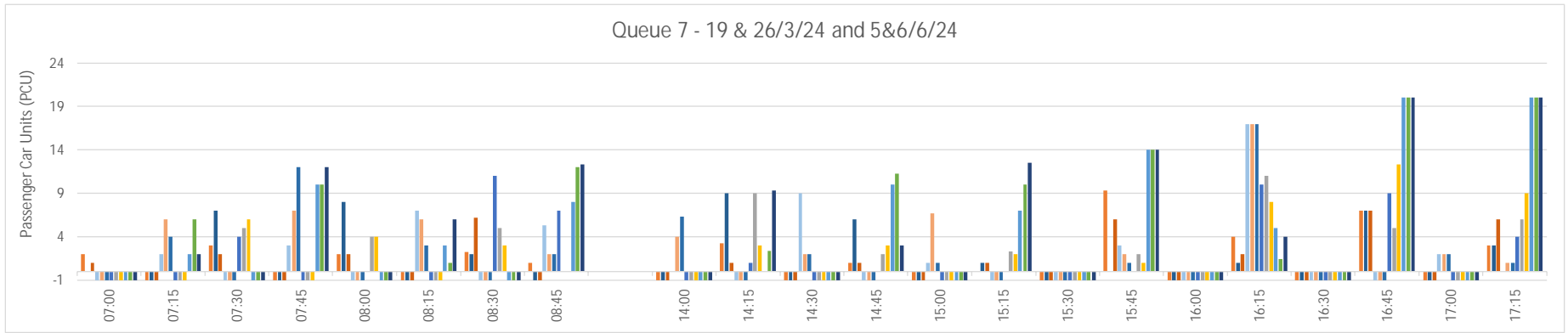
05/06/2024

Time	PC	MB	C	LG V	M GV	Bu s	H	PC U	PC	MB	C	LG V	M GV	Bu s	H	PC U	PC	MB	C	LG V	M GV	Bu s	H	PC U
07:00								-1								-1								-1
07:15								-1								-1								-1
07:30			4					4			5					5			6					6
07:45								-1								-1								-1
08:00			0					0			4					4			4					4
08:15								-1								-1								-1
08:30			10	1				11			5					5			3					3
08:45			6	1				7			0					0			0					0
14:00								-1								-1								-1
14:15			1					1			8	1				9			3					3
14:30								-1								-1								-1
14:45			0					0			2					2			3					3
15:00								-1								-1								-1
15:15			0					0							1	2			2					2
15:30								-1								-1								-1
15:45			0					0			2					2			1					1
16:00								-1								-1								-1
16:15			10					10			11					11			8					8
16:30								-1								-1								-1
16:45			8	1				9			5					5			10				1	12
17:00								-1								-1								-1
17:15			3	1				4			6					6			7	2				9

06/06/2024

Time	PC	MB	C	LG V	M GV	Bu s	H	PC U	PC	MB	C	LG V	M GV	Bu s	H	PC U	PC	MB	C	LG V	M GV	Bu s	H	PC U
07:00								-1								-1								-1
07:15			2					2			5	1				6			2					2
07:30								-1								-1								-1
07:45			10					10			10					10			11	1				12
08:00								-1								-1								-1
08:15			3					3			1					1			6					6
08:30								-1								-1								-1
08:45			6	2				8			10	2				12			7	3			1	12
14:00								-1								-1								-1
14:15			0					0			1	2				2			5	2			1	9
14:30								-1								-1								-1
14:45			10					10			8	1			1	11			3					3
15:00								-1								-1								-1
15:15			7					7			10					10			11		1			13
15:30								-1								-1								-1
15:45			13	1				14			13	1				14			13	1				14
16:00								-1								-1								-1
16:15			4	1				5			1	1				1			4					4
16:30								-1								-1								-1
16:45			20					20			20					20			20					20
17:00								-1								-1								-1
17:15			20					20			20					20			20					20

Queue Length Analysis - 7



19/03/2024

Time	PC	MB	C	LGV	MG V	Bus	H	PC U	PC	MB	C	LGV	MG V	Bus	H	PC U	PC	MB	C	LGV	MG V	Bus	H	PC U
07:00			0					0			0					0			0					0
07:15								-1								-1								-1
07:30			2					2			1			1	3.3				0					0
07:45								-1								-1								-1
08:00			0					0			2				2				2					2
08:15								-1								-1								-1
08:30			0					0			0				0				3					3
08:45								-1								-1								-1
14:00								-1								-1								-1
14:15			0					0			1				1				0					0
14:30								-1								-1								-1
14:45			2					2			0				0				0					0
15:00								-1								-1								-1
15:15								-1								-1								-1
15:30			0					0			0				0				0					0
15:45			4	1				5			1				1				0					0
16:00								-1								-1								-1
16:15			0					0			0				0				1					1
16:30								-1								-1								-1
16:45			1					1			0				0				2	1				3
17:00								-1								-1								-1
17:15		1	1					1.4			0				0				0					0

05/06/2024

Time	PC	MB	C	LGV	MGV	Bus	H	PCU	PC	MB	C	LGV	MGV	Bus	H	PCU	PC	MB	C	LGV	MGV	Bus	H	PCU
07:00								-1								-1								-1
07:15			0					0			0					0			0					0
07:30								-1								-1								-1
07:45			0					0			1					1			0					0
08:00								-1								-1								-1
08:15			0					0			0					0			0					0
08:30								-1								-1								-1
08:45			0					0			0					0			0					0
14:00								-1								-1								-1
14:15			1					1			0					0			0					0
14:30								-1								-1								-1
14:45			0					0			0					0			0					0
15:00								-1								-1								-1
15:15			0					0			0					0			0					0
15:30								-1								-1								-1
15:45			0					0			0					0			0					0
16:00								-1								-1								-1
16:15								-1								-1								-1
16:30			0					0			0					0			0					0
16:45			1					1			0					0			0					0
17:00								-1								-1								-1
17:15			0					0			0					0			0					0

06/06/2024

Time	PC	MB	C	LGV	MGV	Bus	H	PCU	PC	MB	C	LGV	MGV	Bus	H	PCU	PC	MB	C	LGV	MGV	Bus	H	PCU
07:00								-1								-1								-1
07:15			0					0			0					0			0					0
07:30								-1								-1								-1
07:45			0					0			0					0			0					0
08:00								-1								-1								-1
08:15			0					0			0					0			0					0
08:30								-1								-1								-1
08:45			0					0			0					0			0					0
14:00								-1								-1								-1
14:15			0					0			0					0			0					0
14:30								-1								-1								-1
14:45			0					0			0					0			0					0
15:00								-1								-1								-1
15:15			0					0			1					1			0					0
15:30								-1								-1								-1
15:45			0					0			0					0			0					0
16:00								-1								-1								-1
16:15			0					0			0					0			0					0
16:30								-1								-1								-1
16:45			0					0			0					0			0					0
17:00								-1								-1								-1
17:15			1								3								0					0

19/03/2024

Time	PC	MB	C	LGV	MG V	Bus	H	PCU	PC	MB	C	LGV	MG V	Bus	H	PCU	PC	MB	C	LGV	MG V	Bus	H	PCU
07:00			0					0			0					0			0					0
07:15								-1								-1								-1
07:30			0					0			0					0			1					1
07:45								-1								-1								-1
08:00			0					0			0					0			0					0
08:15								-1								-1								-1
08:30			0					0			1					1			2					2
08:45								-1								-1								-1
14:00								-1								-1								-1
14:15			0					0		1					0.4			0						0
14:30								-1							-1									-1
14:45			0					0			0				0			1						1
15:00								-1							-1									-1
15:15								-1							-1									-1
15:30			1					1			0				0			0						0
15:45			0					0				1			1			0						0
16:00								-1							-1									-1
16:15			5					5			5				5			5						5
16:30								-1							-1									-1
16:45			0					0			0				0			1						1
17:00								-1							-1									-1
17:15			1					1			1				1			0						0

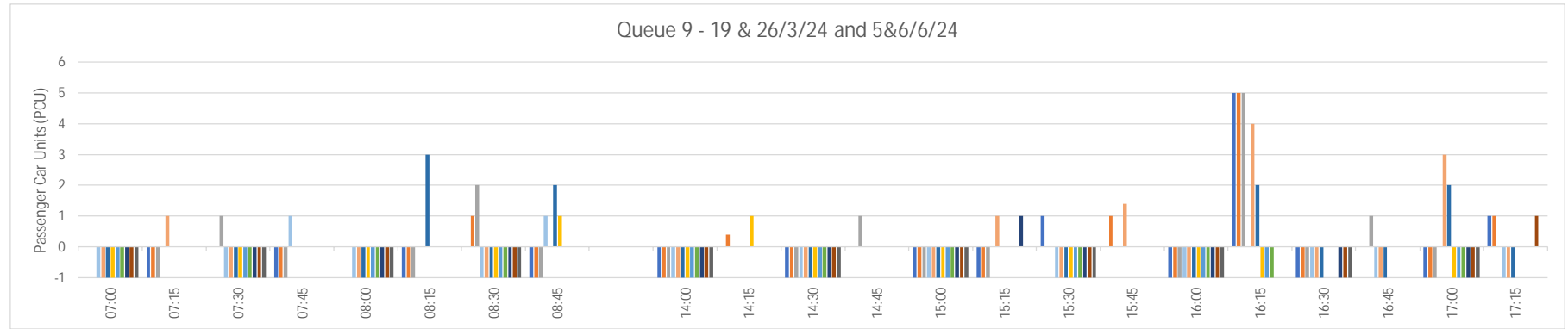
05/06/2024

Time	PC	MB	C	LGV	MG V	Bus	H	PCU	PC	MB	C	LGV	MG V	Bus	H	PCU	PC	MB	C	LGV	MG V	Bus	H	PCU
07:00								-1								-1								-1
07:15			0					0			0					0			0					0
07:30								-1								-1								-1
07:45			0					0			0					0			0					0
08:00								-1								-1								-1
08:15			0					0			0					0			0					0
08:30								-1								-1								-1
08:45			1					1			0					0			0					0
14:00								-1								-1								-1
14:15			1					1			0					0			0					0
14:30								-1								-1								-1
14:45			0					0			0					0			0					0
15:00								-1								-1								-1
15:15			0					0			0					0			0					0
15:30								-1								-1								-1
15:45			0					0			0					0			0					0
16:00								-1								-1								-1
16:15								-1								-1								-1
16:30			0					0			0					0			0					0
16:45			0					0			0					0			0					0
17:00								-1								-1								-1
17:15			0					0			0					0			0					0

06/06/2024

Time	PC	MB	C	LGV	MG V	Bus	H	PCU	PC	MB	C	LGV	MG V	Bus	H	PCU	PC	MB	C	LGV	MG V	Bus	H	PCU
07:00								-1								-1								-1
07:15			0					0			0					0			0					0
07:30								-1								-1								-1
07:45			0					0			0					0			0					0
08:00								-1								-1								-1
08:15			0					0			0					0			0					0
08:30								-1								-1								-1
08:45			0					0			0					0			0					0
14:00								-1								-1								-1
14:15			0					0			0					0			0					0
14:30								-1								-1								-1
14:45			0					0			0					0			0					0
15:00								-1								-1								-1
15:15			1					1			0					0			0					0
15:30								-1								-1								-1
15:45			0					0			0					0			0					0
16:00								-1								-1								-1
16:15			0					0			0					0			0					0
16:30								-1								-1								-1
16:45			0					0			0					0			0					0
17:00								-1								-1								-1
17:15			0					0			1					1			0					0

Queue Length Analysis - 9



Queue Length Analysis - 10

24/03/2024

Time	PC	MB	C	LGV	MG V	Bus	H	PCU	PC	MB	C	LGV	MG V	Bus	H	PCU	PC	MB	C	LGV	MG V	Bus	H	PCU
07:00			0					0			0					0			0					0
07:15								-1								-1								-1
07:30				1				1				1				1			0					0
07:45								-1								-1								-1
08:00			1					1			3					3			3					3
08:15								-1								-1								-1
08:30			2					2			4					4			1					1
08:45								-1								-1								-1
14:00			2					2			1					1			1					1
14:15			1					1			1					1			0					0
14:30								-1								-1								-1
14:45								-1								-1								-1
15:00			2					2			2					2			1					1
15:15								-1								-1								-1
15:30			3					3	1		1				1.2			1						1
15:45								-1								-1								-1
16:00			0					0			2					2			2					2
16:15								-1								-1								-1
16:30								-1								-1								-1
16:45			2					2			0					0			5					5
17:00								-1								-1								-1
17:15			5	1				6			2					2			5	1				6

