

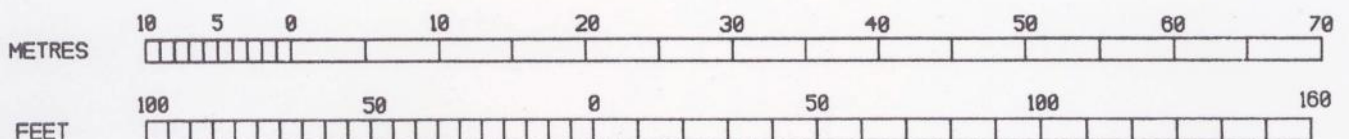
MODEL SITE LAYOUT For Small Site



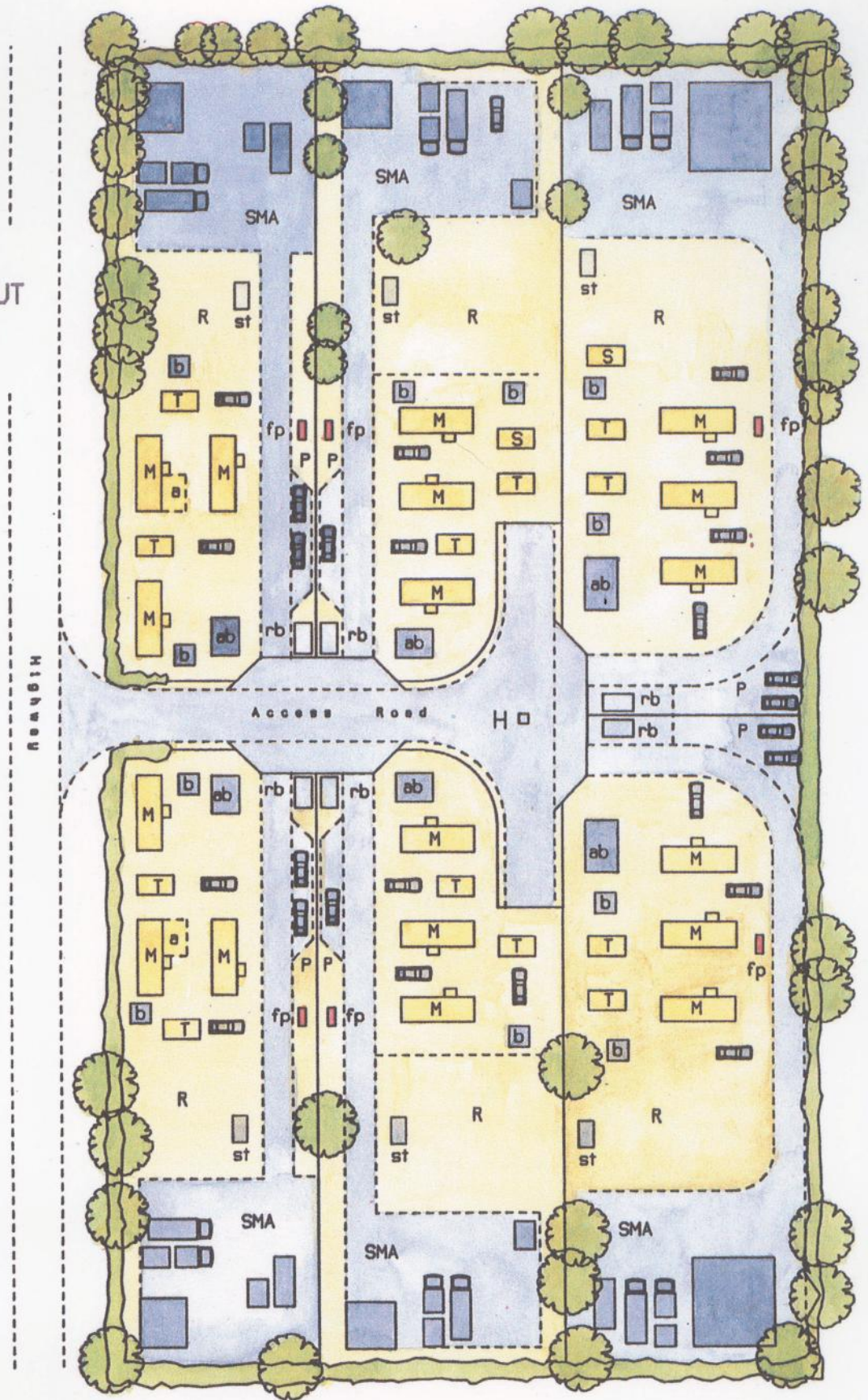
KEY

- M Mobile Home
- T Touring Caravan
- S Specialist Caravan
- SMA Storage and Maintenance Area
- R Recreational Area
- P Additional Parking Area
- st Septic Tank/Cesspool (or mains drainage)
- fp Fire Point
- rb Rubbish Bins
- ab Chemical Toilet Disposal Point (Toilet-Laundry Optional)
- b Non Combustible Building
- a Awning / Pull out section

SCALES



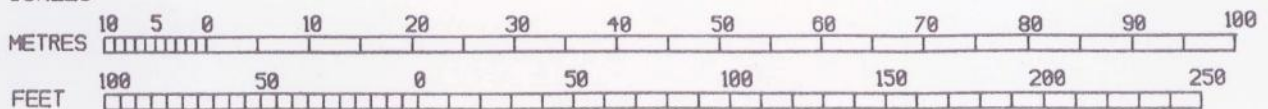
MODEL SITE LAYOUT
For Large Site



KEY

- | | | | |
|-----|------------------------------|----|--|
| M | Mobile Home | fp | Fire Point |
| T | Touring Caravan | rb | Rubbish Bins |
| S | Specialist Caravan | ab | Chemical Toilet Disposal Point (Toilet-Laundry Optional) |
| SMA | Storage and Maintenance Area | b | Non Combustible Building |
| H | Hydrant | a | Awning / Pull Out Section |
| R | Recreational Area | st | Septic Tank/Cesspool (or Mains Drainage) |
| P | Additional Parking Area | | |

SCALES



Designing Gypsy and Traveller Sites

Good Practice Guide

