

Guide for the Sensory Space at Keynsham Library

Bath & North East
Somerset Council

Improving People's Lives

Sensory space at Keynsham Library



Contents

Visiting the library to use the sensory space	4
About the sensory space	5
What is inside the room?	6

Visiting the library to use the sensory space




I am going to Keynsham Library to visit the sensory space.




There are people who work at the library who I can talk to. They will be wearing blue lanyards around their necks to show they work for the Council.

About the sensory space

I can go to the information desk to let someone know I have arrived to visit the Sensory Space. They will be able to show me where to go.



The sensory space is a room downstairs beyond the Self-Service area of the library.



What is inside the room?



There is a comfy bean bag and rug with cushions where I can sit.



There is also a black out tent.

There is a comfy chair to sit on.



There is sensory lighting including a bubble light. If it is not switched on, I can ask someone in the library to help.



There are baskets of things to touch, feel and play with and there are some noisy items too.




There are ear defenders I can wear if I want it to be quiet.



When my session is over, it will be someone else's turn.



I can visit the library to look at books or borrow them if I am a member. I can ask at the library desk about joining.



In the library, there are children's and young adult sections and books for parents and carers.



If I have a Rainbow Resource card, I can speak to staff about some of the available resources to borrow like Story Sacks or Bag Books which make story telling fun and interactive.



I can also ask about Book Trust material which can be gifted to young children with additional needs.



I should leave the room as I found it for the next people who use it.

