

Appendix B

Public consultation Responses

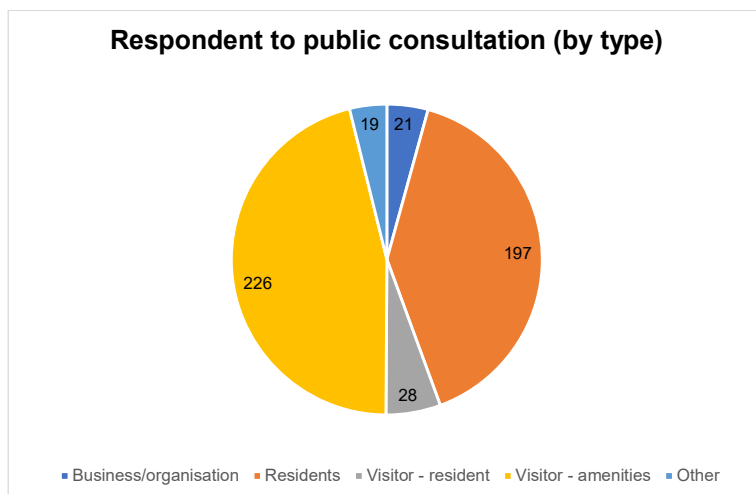
Who responded?

Q1 In what capacity are you answering this questionnaire?

In total there were 491 responses to the questionnaire submitted between 29th August 2023 and 29th February 2024.

- **21** respondents stated they were responding as a **representative of a business/organisation** within in the Oldfield Park and Westmoreland RPZ.
- **197** respondents stated they were responding as a **resident** living in the Oldfield Park & Westmoreland RPZ.
- **28** respondents stated they were responding as a **visitor of a resident** living in the Oldfield Park and Westmoreland RPZ.
- **226** respondents stated they were responding as a **visitor using local amenities** in the Oldfield Park and Westmoreland RPZ.
- **19** respondents identified themselves as falling into **another category not listed**.

Figure 1- Chart showing respondent by type



Responses from representatives of a business/organisation within in the Oldfield Park and Westmoreland RPZ:

Q1 How many business permits does your business/organisation have?

- 2 respondents stated they did have any business permits.
- 4 respondents stated they have 1 business permit.
- 6 respondents stated they have 2 business permits.
- 7 respondents didn't know how many business permits they had.

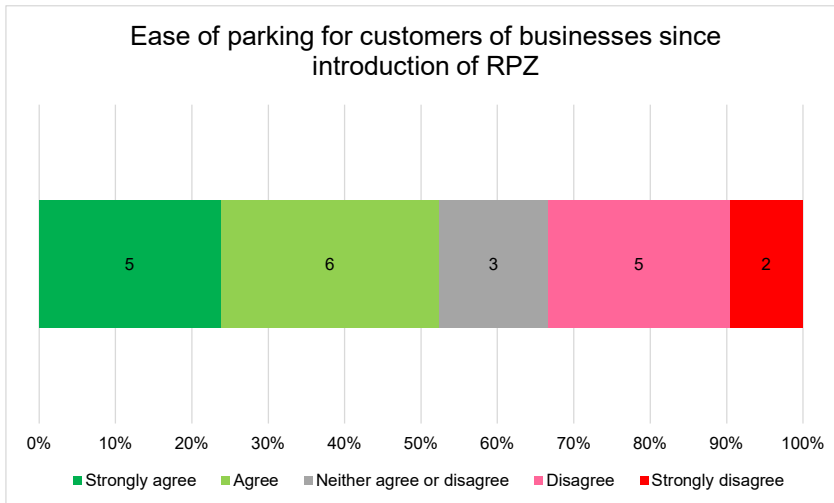
Commented [CB1]: Should this say 'didn't'?

(A business permit is available to a commercial premises in a Residents' Parking Zone and allows parking for essential business vehicles or for visitors to the business. Each business may be eligible for up to two parking permits).

Q2 Since the introduction of the RPZ, it is easy for my customers to find parking on the street?

- 5 respondents strongly agreed.
- 6 respondents agreed.
- 3 respondents neither agreed nor disagreed.
- 5 respondents disagreed.
- 2 respondents strongly agreed.

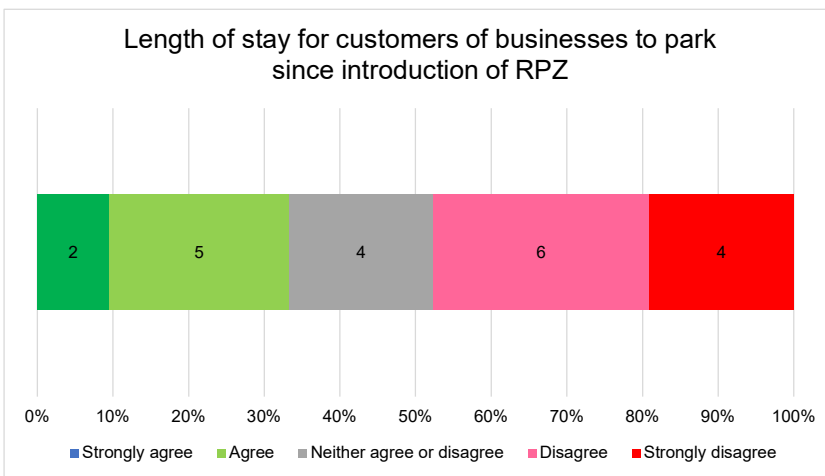
Figure 2- Chart showing whether representatives of businesses in the Oldfield Park and Westmoreland RPZ felt that it is easy for their customers to find on street parking since the launch of the RPZ.



Q3 Since the introduction of the RPZ, my customers are able to park for as long as they need to stay.

- 2 respondents strongly agreed.
- 5 respondents agreed.
- 4 respondents neither agreed nor disagreed.
- 6 respondents disagreed.
- 4 respondents strongly disagreed.

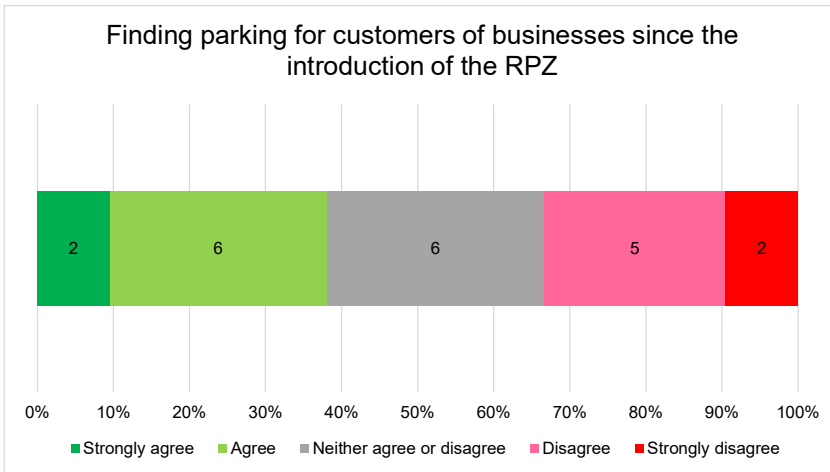
Figure 3- Chart showing whether representatives of businesses in the Oldfield Park and Westmoreland RPZ felt that their customers are able to park for as long as they need to stay since the launch of the RPZ.



Q4 - Since the introduction of the RPZ, it is easy for my customers to find parking near our business/organisation.

- 2 respondents strongly agreed.
- 6 respondents agreed.
- 6 respondents neither agreed nor disagreed.
- 5 respondents disagreed.
- 2 respondents strongly disagreed

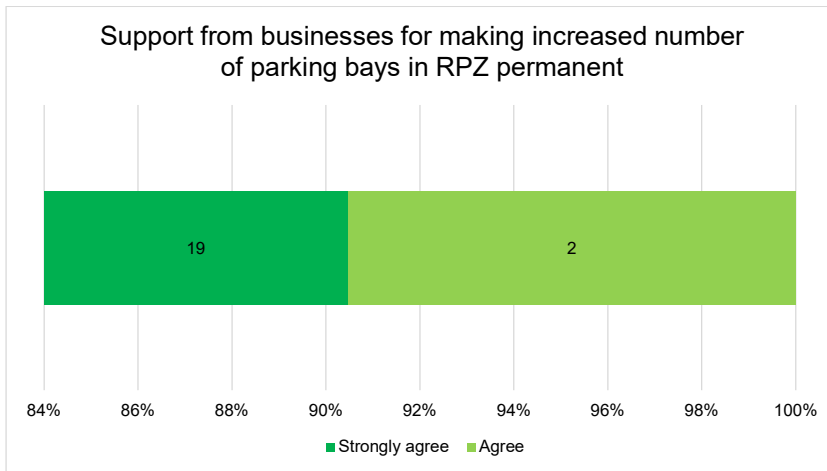
Figure 4- Chart showing whether representatives of businesses in the Oldfield Park and Westmoreland RPZ felt that it is easy for their customers to find parking near their business/organisation since the launch of the RPZ.



Q5 - I support making the increased number of short stay visitor parking in the area permanent.

- 19 respondents strongly agreed.
- 2 respondents agreed.

Figure 5- Chart showing whether representatives of businesses in the Oldfield Park and Westmoreland RPZ support making the increased number of short stay parking bays in the area permanent.



Qualitative feedback

Respondents stated they were responding on behalf of a number of businesses in the zone and 2 churches or church user groups.

- 14 respondents expressed that they were happy with the provision of additional short-stay visitors bays.
- 4 respondents stated there was a need for more short-stay bays for visitors, in particular near to St Bart's Church and around Canterbury Road.
- 3 respondents stated that there was a need for bays with longer duration stays permitted, up to 5 hours in one suggestion.

Overall, respondents felt that the increased number of short-stay visitor bays had struck a good balance between providing space for residents and visitors and that keeping these trialled bays was vital to maintaining access to local businesses and services.

Responses from residents of the Oldfield Park and Westmoreland RPZ:

Q1 On which street do you live?

Residents of 45 roads within the Oldfield Park and Westmoreland RPZ responded to this consultation, with 45 of the 197 responses coming from people living on roads with trial short-stay visitor bays. Table 1 (below and overleaf) shows support for making the bays permanent on residential streets in the zone, with roads having ETRO bays indicated in bold and underlined font.

Table 1: Support for making the ETRO bays permanent by road within the zone – continued overleaf

Road Name	Strongly Agree/ Agree	Neither agree nor disagree	Disagree/ Strongly Disagree	Not applicable	Total number of responses
Arlington Road	0	0	1	0	1
Ayr Street	2	0	0	0	2
<u>Beckhampton Road</u>	3	2	2	0	7
Bellotts Road	2	0	0	0	2
Brook Road	4	3	1	0	8
Burnham Road	1	0	0	0	1
Caledonian Road	5	0	0	0	5
Canterbury Road	0	1	0	0	1
Crandale Road	4	0	1	0	5
Cynthia Road	1	0	0	0	1
Denmark Road	2	1	0	0	3
Dorset Close	2	0	0	0	2
Dorset Street	3	0	1	0	4
Faulkland Road	5	2	0	1	8
First Avenue	6	0	1	0	7
Herbert Road	4	4	5	0	13
Inverness Road	5	0	0	0	5
Junction Avenue	1	0	0	0	1
Junction Road	8	0	0	0	8
Junction Road	1	0	0	0	1
King Edward Road	4	1	0	0	5
Livingstone Road	4	0	1	0	5
<u>Livingstone Terrace</u>	1	0	0	0	1
Lyndhurst Road	3	0	0	0	3
Maybrick Road	5	0	1	0	6
Mayfield Road	2	1	3	0	6
Melcombe Road	3	1	1	0	5
Millmead Road	2	0	0	0	2
Monksdale Road	2	0	0	0	2
Moorland Road	1	0	2	0	3
Oldfield Road	1	0	0	1	2
Ringwood Road	3	0	1	0	4
Shaftesbury Road	1	0	0	0	1

South Avenue	4	1	0	0	5
--------------	---	---	---	---	---

Road Name	Strongly Agree/ Agree	Neither agree nor disagree	Disagree/ Strongly Disagree	Not applicable	Total number of responses
Second Avenue	3	0	1	0	4
Shaftesbury Road	1	0	1	0	2
South View Road	3	0	0	0	3
Stanley Road West	3	0	0	0	3
Stuart Place	1	0	1	0	2
Third Avenue	2	0	0	0	2
Triangle East	5	0	1	0	6
Triangle West	1	0	0	0	1
West Avenue	6	1	1	0	8
Winchester Road	4	0	0	0	4
Total	126	19	50	2	197

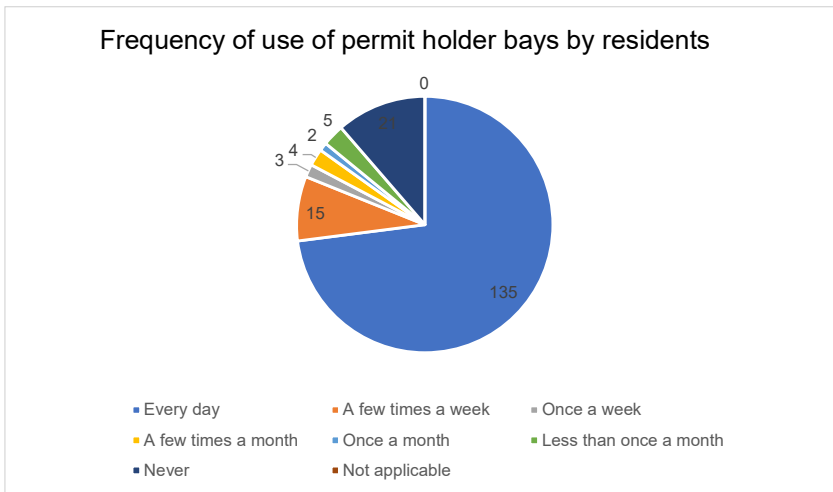
Q2 How many permits does your household have?

- **36** respondents stated they didn't have any permits.
- **123** respondents stated they have 1 permit.
- **36** respondents stated they have 2 permits.
- **2** respondents didn't know how many permits they had.

Q3 How often do you use “residents permit only” bays or areas?

- 135 respondents stated they use these bays every day.
- 15 respondents stated they use these bays a few times a week.
- 14 respondents stated they use these bays once a week or less.
- 21 respondents stated they never use these bays.
- 12 respondents did not answer this question.

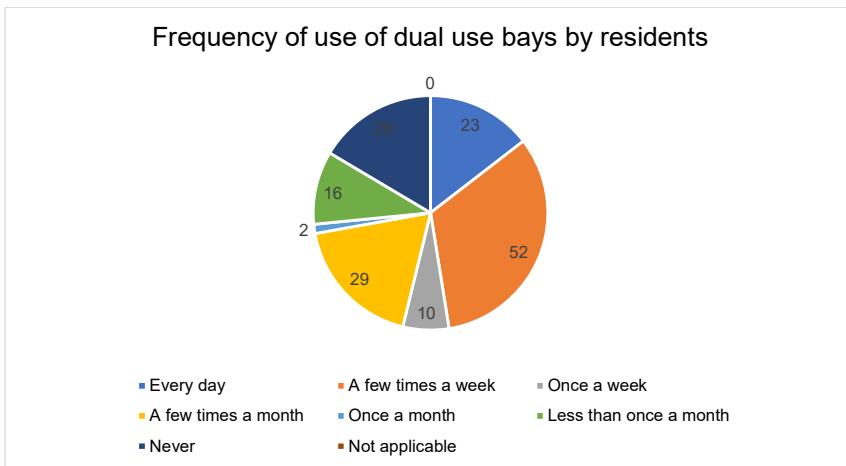
Figure 6- Chart showing how frequently residents of the Oldfield Park and Westmoreland RPZ use permit holder only bays.



Q4 How often do you use “dual use” bays?

- 23 respondents stated they use these bays every day.
- 52 respondents stated they use these bays a few times a week.
- 10 respondents stated they use these bays once a week.
- 47 respondents stated they use these bays a few times per month or less.
- 26 respondents stated they never use these bays.
- 39 respondents did not answer this question.
-

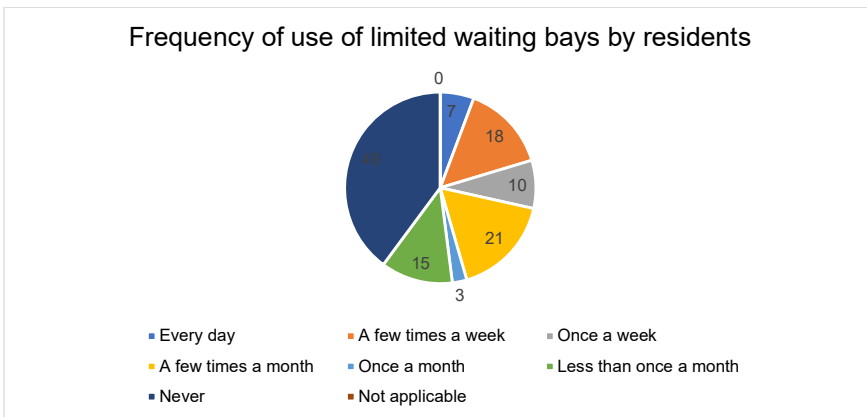
Figure 7- Chart showing how frequently residents of the Oldfield Park and Westmoreland RPZ use dual use bays.



Q5 How often do you use “limited waiting” bays?

- 7 respondents stated they use these bays every day.
- 18 respondents stated they use these bays a few times a week.
- 10 respondents stated they use these bays once a week.
- 39 respondents stated they use these bays a few times per month or less.
- 49 respondents stated they never use these bays.
- 74 respondents did not answer this question.

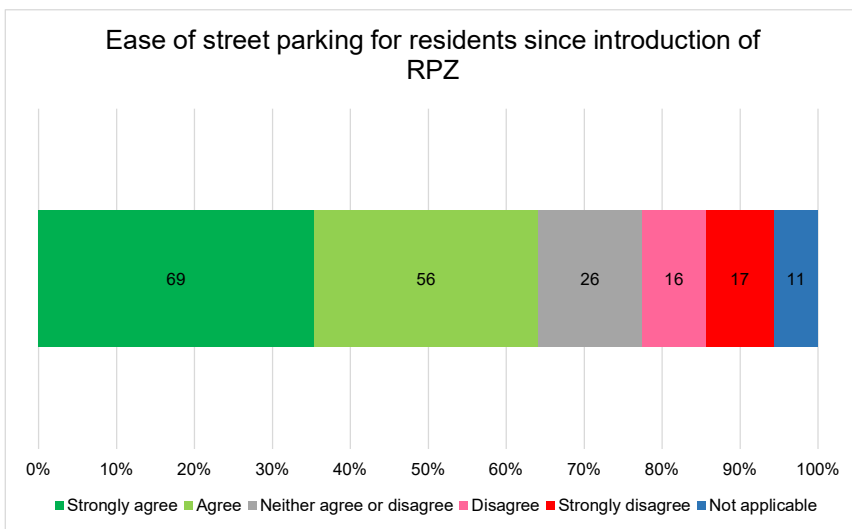
Figure 8- Chart showing how frequently residents of the Oldfield Park and Westmoreland RPZ use limited waiting bays.



Q6 Since the introduction of the RPZ, it is easy for me to find parking on the street.

- 69 respondents strongly agreed.
- 56 respondents agreed.
- 26 respondents neither agreed nor disagreed.
- 16 respondents disagreed.
- 17 respondents strongly disagreed.
- 11 respondents did not feel this was applicable to them.
- 2 respondents did not answer this question.

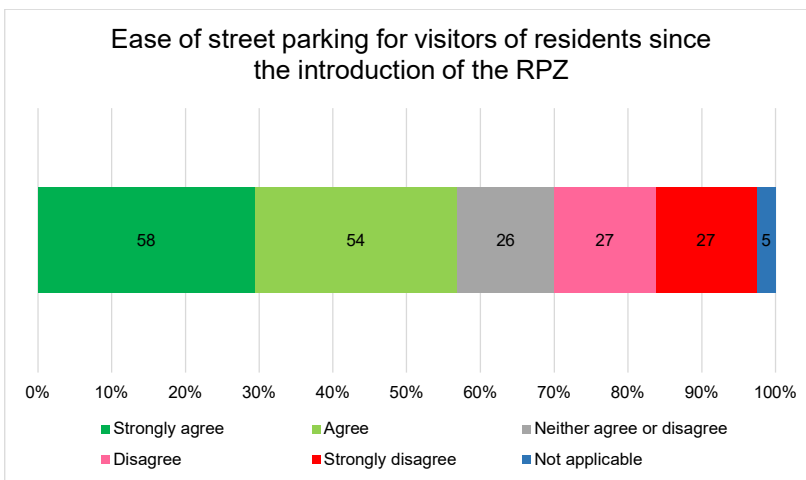
Figure 9- Chart showing whether residents of the Oldfield Park and Westmoreland RPZ felt that it is easy to find on street parking since the introduction of the RPZ.



Q7 Since the introduction of the RPZ, it is easy for my visitors to find parking on the street.

- 58 respondents strongly agreed.
- 54 respondents agreed.
- 26 respondents neither agreed nor disagreed.
- 27 respondents disagreed.
- 27 respondents strongly disagreed.
- 5 respondents did not feel this was applicable to them.

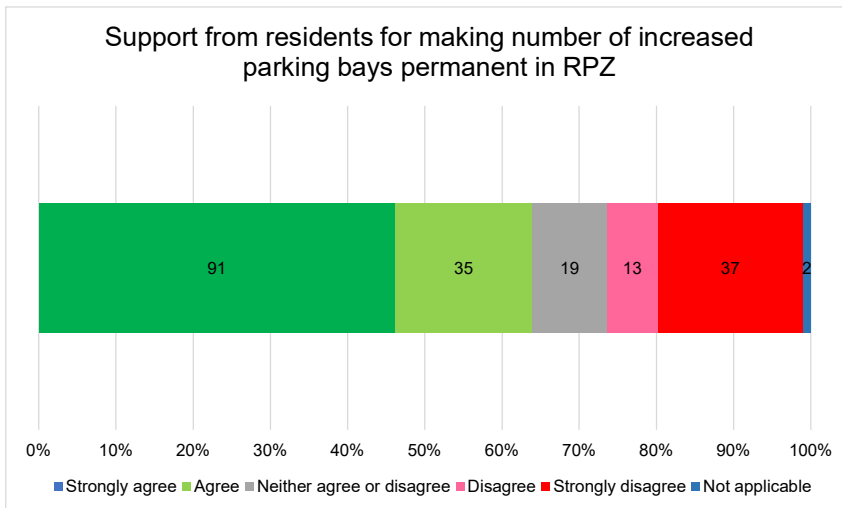
Figure 10- Chart showing whether residents of the Oldfield Park and Westmoreland RPZ felt that it is easy for their visitors to find on street parking since the introduction of the RPZ.



Q8 I support making the increased number of short stay visitor parking in the area permanent.

- 91 respondents strongly agreed.
- 35 respondents agreed.
- 19 respondents either agree nor disagreed.
- 13 respondents disagreed.
- 37 respondents strongly disagreed.
- 2 respondents did not feel this question was applicable to them.

Figure 11 – Chart showing whether residents of the Oldfield Park and Westmoreland RPZ support making the increased number of short stay parking bays in the area permanent.



Qualitative feedback

- 98 respondents gave feedback that suggested they felt that they were happy with the bays that were in place.
- 5 respondents suggested that there was more scope to increase the number of short stay bays as permit holder only bays were often unused.
- 4 respondents suggested that there was more scope to increase the duration of short stay bays.
- 4 respondents felt that some bays could have the time allowed reduced.
- 7 respondents felt that the number of bays should be reduced, 5 of which requested that there be fewer on St Kilda's Road.
- 189 respondents felt that trial bays enabled people to continue to use shops, businesses, churches and other services in the area.

Responses from visitors using local amenities in the Oldfield Park and Westmoreland RPZ

Q1 What local amenities do you typically visit in the zone?

- **195** respondents stated that they visit shops.
- **103** respondents stated that they visit churches.
- **153** respondents stated that they visit pubs, cafes or restaurants.
- **86** respondents stated that they visit GP surgeries.
- **48** respondents chose “other”.

The 48 respondents that stated they visit “other” amenities, listed the following amenities:

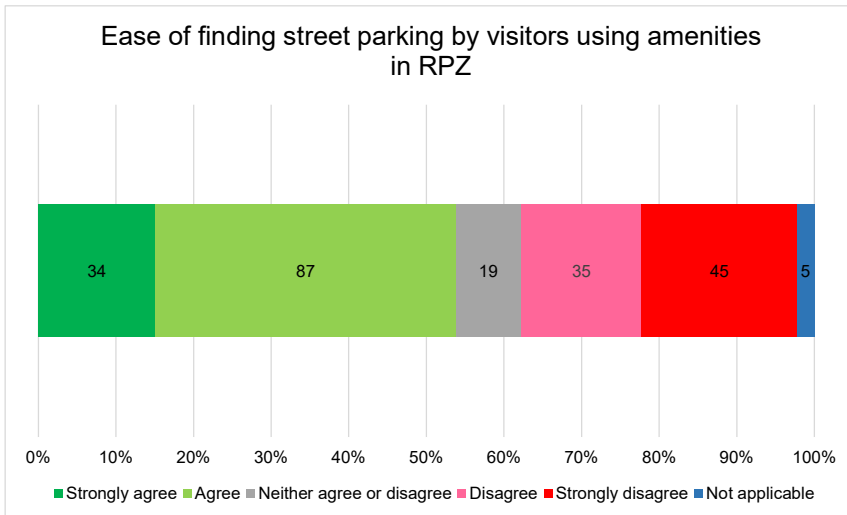
- **17** respondents stated they visit businesses.
- **5** respondents stated they visit churches/church groups, other groups and the library.
- **17** respondents stated they visit educational establishments.
- **2** respondents stated they use the area as a commuter out of the area.
- **17** respondents stated they use the area as a commuter working in the area.
- **2** respondents stated they use the local train station.

Of the 226 respondents in this category, 36 stated they typically parked on roads with trial bays.

Q2 Since the introduction of the RPZ, it is easy for me to find parking on the street.

- 34 respondents strongly agreed.
- 87 respondents agreed.
- 19 respondents either agree nor disagreed.
- 35 respondents disagreed.
- 45 respondents strongly disagreed.
- 5 respondents did not feel this question was applicable to them.
- 1 respondent did not answer this question.

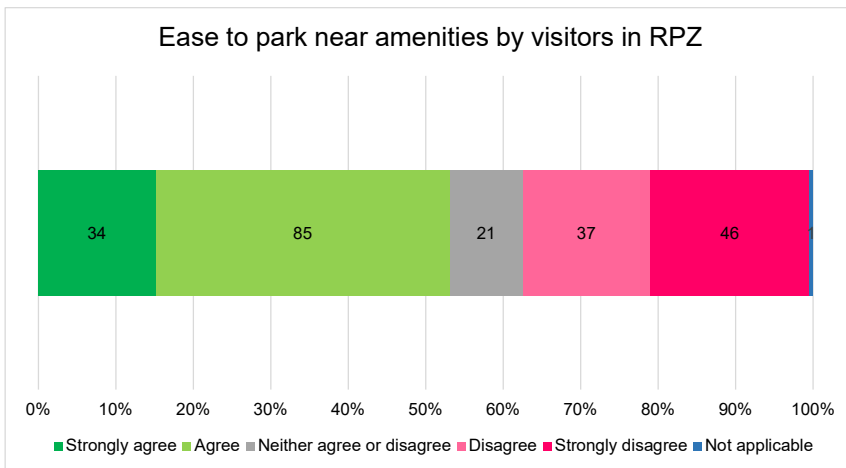
Figure 12- Chart showing whether visitors using amenities in the Oldfield Park and Westmoreland RPZ felt that it is easy to find on street parking since the launch of the RPZ.



Q3 Since the introduction of the RPZ, it is easy for me to find parking near local amenities that I use.

- 34 respondents strongly agreed.
- 85 respondents agreed.
- 21 respondents either agree nor disagreed.
- 37 respondents disagreed.
- 46 respondents strongly disagreed.
- 1 respondent did not feel this question was applicable to them.
- 2 respondents did not answer this question.

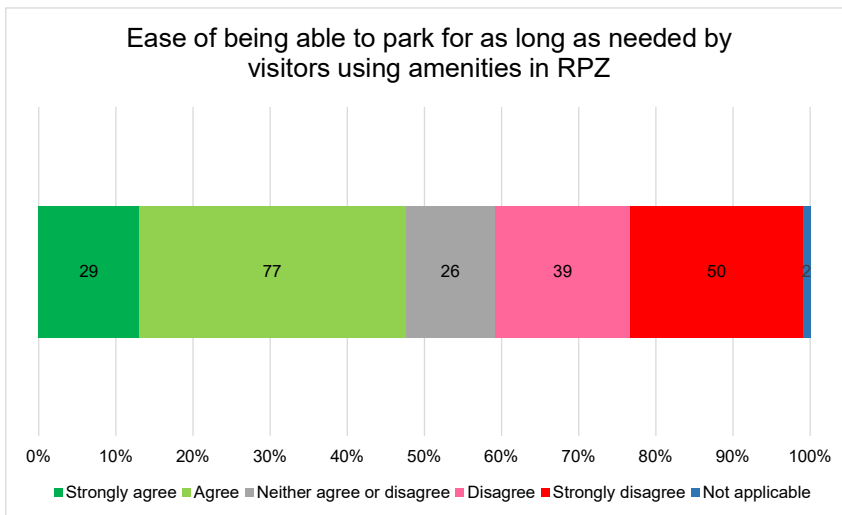
Figure 13- Chart showing whether visitors using amenities in the Oldfield Park and Westmoreland RPZ felt that it is easy to find parking near amenities they use since the launch of the RPZ.



Q4 Since the introduction of the RPZ, I am able to park for as long as I need to stay.

- 29 respondents strongly agreed.
- 77 respondents agreed.
- 26 respondents either agree nor disagreed.
- 39 respondents disagreed.
- 50 respondents strongly disagreed.
- 2 respondents did not feel this question was applicable to them.
- 3 respondents did not answer this question.

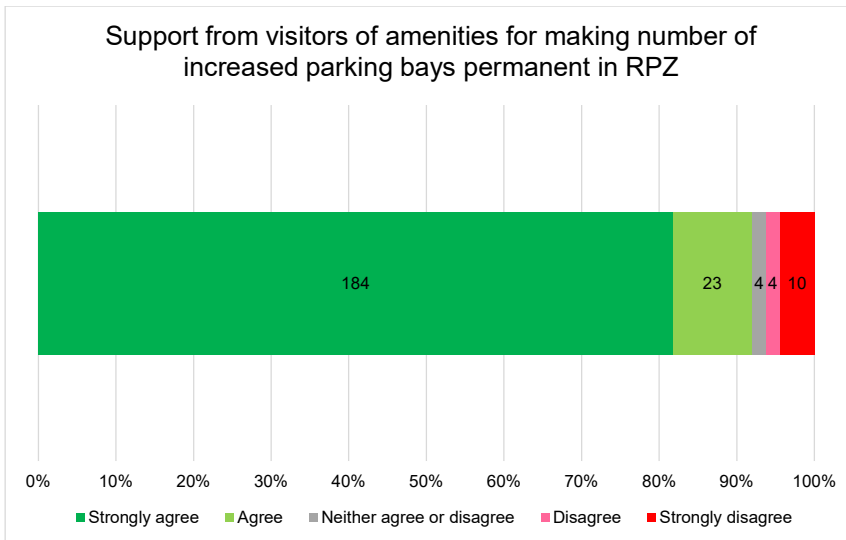
Figure 14 - Chart showing whether visitors using amenities in the Oldfield Park and Westmoreland RPZ felt that they are able to park for as long as they need to stay since the launch of the RPZ.



Q5 I support making the increased number of short stay visitor parking in the area permanent.

- 184 respondents strongly agreed.
- 23 respondents agreed.
- 4 respondents either agree nor disagreed.
- 4 respondents disagreed.
- 10 respondents strongly disagreed.
- 1 respondent did not answer this question.

Figure 15- Chart showing whether visitors using amenities in the Oldfield Park and Westmoreland RPZ support making the increased number of short stay parking bays in the area permanent.



Qualitative feedback

Of the 226 respondents in this category, 129 left comments indicating they were happy with the provision of parking currently.

- 26 respondents felt that there should be more short stay parking bays, of which 2 commented that more was needed near the doctor surgeries in and near the zone. Other roads that people felt would benefit from increased number of short stay bays included Beckhampton Road, Winchester Road, Faulkland Road and First and Second Avenues.
- 21 respondents felt that the RPZ had improved the area and the parking.
- 9 respondents felt that longer stay bays were required, of which 4 respondents suggested up to 4 hour stays and 1 respondent felt that short stay bays needed to accommodate people using the local train station.
- 112 respondents felt that the trial bays enabled people to continue to use shops, businesses, churches and other services in the area.

Responses from visitors of a resident living in the Oldfield Park and Westmoreland RPZ

Q1 When visiting a resident in the zone, which of the following options do you use to park?

Table 2 below shows the number of respondents that stated they park on roads in the Oldfield Park and Westmoreland RPZ and whether these roads have trial short stay bays.

Road name	Number of respondents	Trial Bays?
Ayr Street	2	
Beckhampton Road	2	Yes
Caledonian Road	1	
Dorset Street	1	
First Avenue	3	
Inverness Road	1	
Junction Road	1	
King Edward Road	2	
Lyndhurst Road	1	
Melcombe Road	2	
Millmead Road	1	
Monksdale Road	1	
Oldfield Road	1	
Second Avenue	1	Yes
Stanley Road West	2	
Third Avenue	1	
Triangle East	1	Yes
Triangle West	1	
West Avenue	3	

Table 2 – Number of respondents parking on roads within the Oldfield Park and Westmoreland RPZ

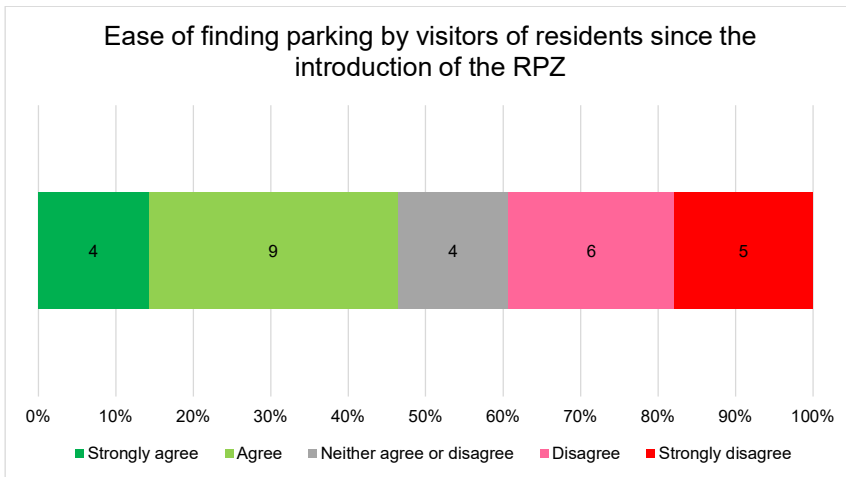
Q2 When visiting a resident in the zone, which of the following options do you use to park?

- 7 respondents stated they use visitor permits.
- 14 respondents stated they use dual use bays.
- 14 respondents stated they use limited waiting bays.

Q3 Since the introduction of the RPZ, it is easy for me to find a place to park on the street.

- 4 respondents strongly agreed.
- 9 respondents agreed.
- 4 respondents neither agree or disagreed.
- 6 respondents disagreed.
- 5 respondents strongly disagreed.

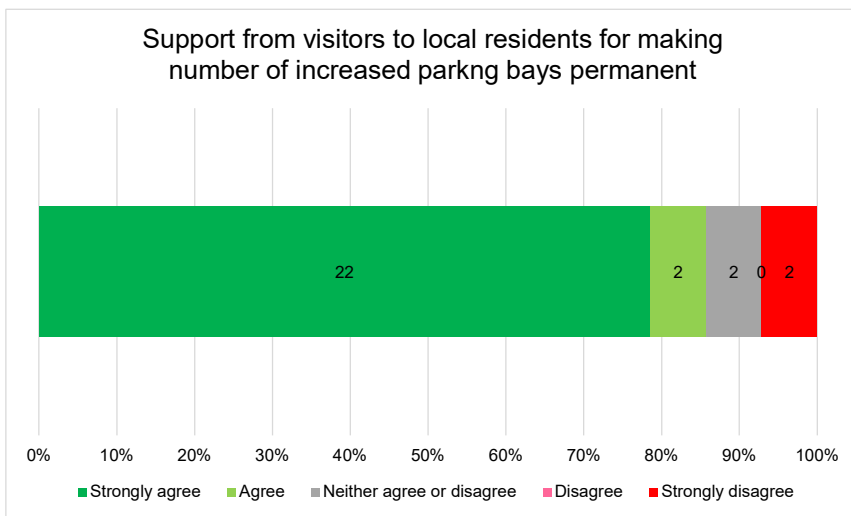
Figure 16- Chart showing whether visitors of residents in the Oldfield Park and Westmoreland RPZ felt that it is easy to find on street parking since the introduction of the RPZ.



Q4 I support making the increased number of short stay visitor parking in the area permanent.

- 22 respondents strongly agreed.
- 2 respondents agreed.
- 2 respondents either agree nor disagreed.
- 0 respondents disagreed.
- 2 respondents strongly disagreed.

Figure 17- Chart showing whether visitors to local residents in the Oldfield Park and Westmoreland RPZ support making the increased number of short stay parking bays in the area permanent.



Qualitative feedback

Of the 28 respondents in this category, 9 indicated they were generally happy with parking as it was.

- 6 respondents indicated that they felt more short stay bays were needed. Of these, 1 respondent indicated they felt more bays were needed around St Bart's and 1 respondent wanted more bays for visiting people living in the zone.
- 1 respondent felt there was need for bays that allows visitors to park for 4 hours.
- 8 respondents felt that the trial bays enabled people to continue to use shops, businesses, churches and other services in the area.

Responses from people not falling into one of the above categories

19 respondents stated that they fell into another category other than those already reviewed. Table 3 below shows how these 19 respondents categorized themselves.

How they categorize themselves	Number
Commuter working in zone	1
Landlord of property in zone	2
Other resident	1
Other resident near zone	4
Other resident near zone using amenities in zone	6
Representative of business in zone	1
Resident, work here and has visitors	1
Visitor using amenities	1
Ward member	2

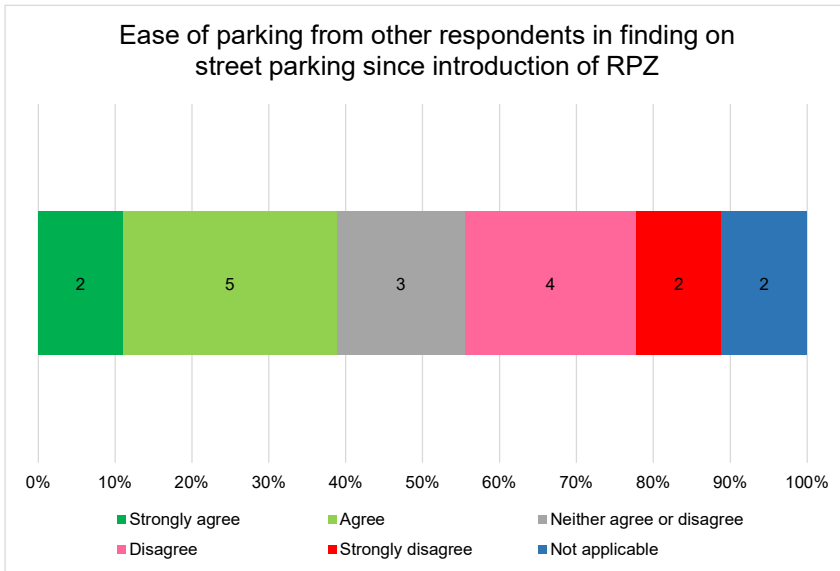
Table 3 – Categories of type of respondent to this questionnaire

Of the 6 residents that stated they were a resident living near the zone and using the amenities, 2 stated they were using shops, 1 a church and 1 a GP practice. 1 respondent did not state what amenities they use.

Q2 Since the introduction of the RPZ, it is easy for me to park on the street.

- 2 respondents strongly agreed.
- 5 respondents agreed.
- 3 respondents either agree nor disagreed.
- 4 respondents disagreed.
- 2 respondents strongly disagreed.
- 2 respondents did not feel this question was applicable to them.
- 1 respondent did not answer this question.

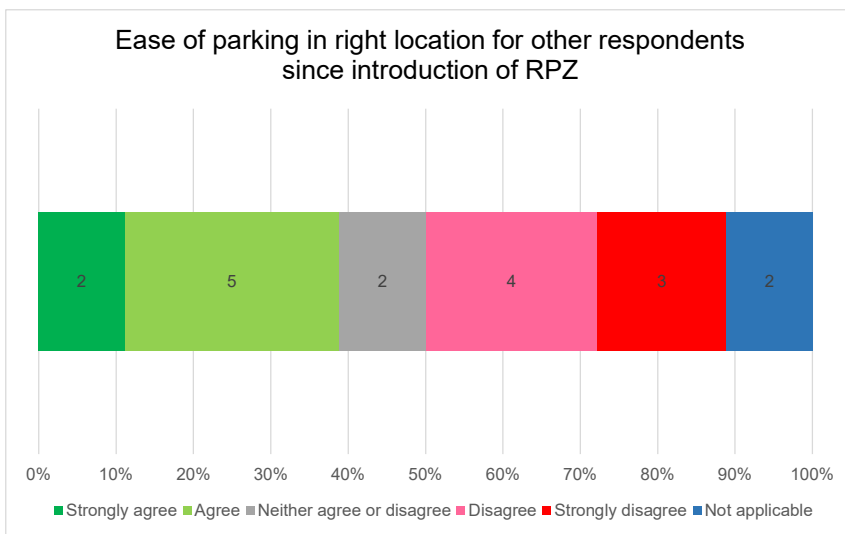
Figure 18- Chart showing whether other respondents felt that it is easy to find on street parking since the introduction of the RPZ.



Q3 Since the introduction of the RPZ, it is easy for me to find parking where I want to park.

- 2 respondents strongly agreed.
- 5 respondents agreed.
- 2 respondents either agree nor disagreed.
- 4 respondents disagreed.
- 3 respondents strongly disagreed.
- 2 respondents did not feel this question was applicable to them.
- 1 respondent did not answer this question.

Figure 19- Chart showing whether other respondents felt that it is easy to find on street parking where they want to park since the introduction of the RPZ.

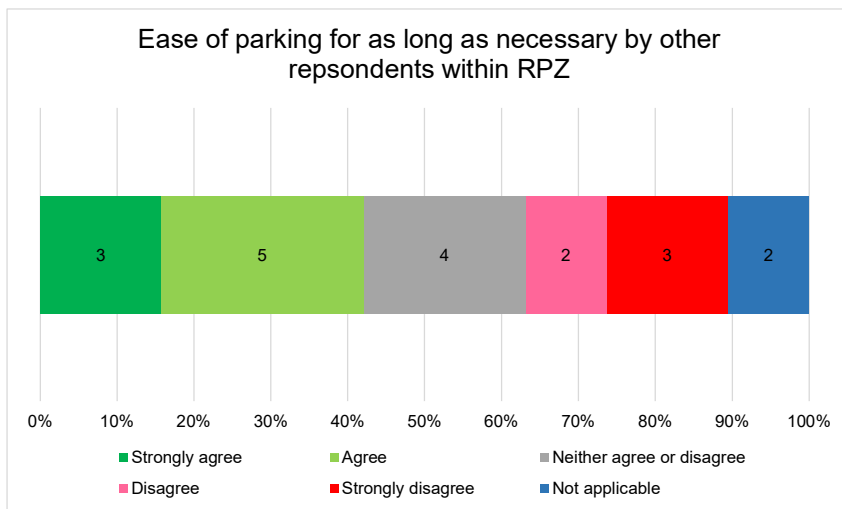


Q4 Since the introduction of the RPZ, I am able to park for as long as I need to stay.

- 3 respondents strongly agreed.

- 5 respondents agreed.
- 4 respondents either agree nor disagreed.
- 2 respondents disagreed.
- 3 respondents strongly disagreed.
- 2 respondents did not feel this question was applicable to them.

Figure 20- Chart showing whether other respondents felt that they could park for as long as they need to since the introduction of the RPZ.

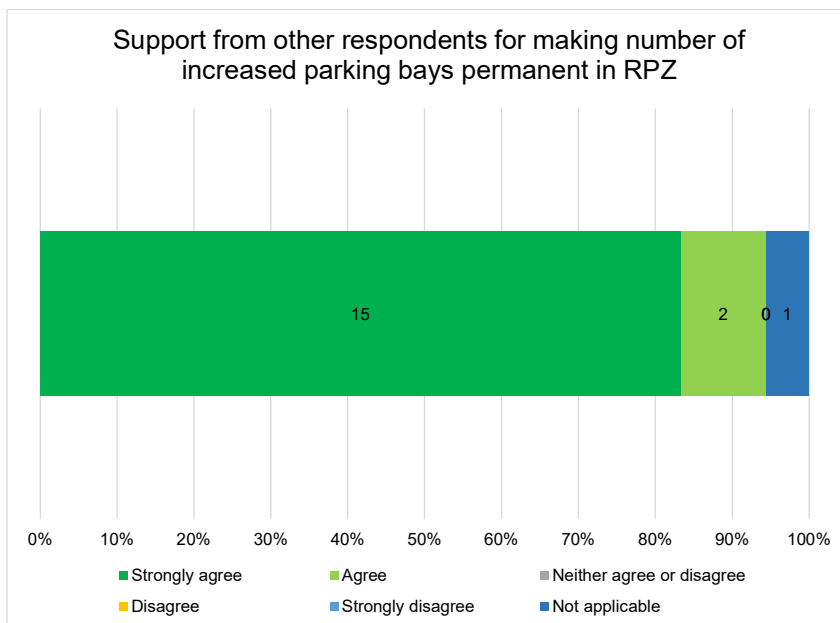


Q5 I support making the increased number of short stay visitor parking in the area permanent.

- 15 respondents strongly agreed.

- 2 respondents agreed.
- 0 respondents either agree nor disagreed.
- 0 respondents disagreed.
- 0 respondents strongly disagreed.
- 1 respondents did not feel this question was applicable to them.
- 1 respondent did not answer this question

Figure 21 - Chart showing whether other respondents support making the increased number of short stay parking bays in the area permanent.



Qualitative feedback

Of the 19 respondents in this category, 11 indicated that they were happy with the parking as it currently was.

- 3 respondents felt there should be more short-stay parking bays.
- 6 respondents felt that the trial bays enabled people to continue to use shops, businesses, churches and other services in the area.

Summary of consultation responses

The majority of respondents in all categories supported making trial bays permanent. Table 4 below illustrates the percentage of respondents in each category that supported making trial bays permanent.

Respondent category	% support
Representative of a business/organisation in the zone	100
Resident living in the zone	64
Visitor using amenities in the zone	92
Visitor of residents in zone	86
Other	89

Table 4 – Percentage of support to make trial bays permanent by respondent type.

Residents living in the zone were most likely to not support making the trial bays permanent.

50 residents disagreed or strongly disagreed with making the bays permanent, and of these, 28 stated they live on roads with trial bays and of these, 24 stated they lived on St Kilda's Road. While these 24 residents represent only 12.18% of residents who responded, and 4.89% of all respondents, residents on this road are less happy with the trial bays because of the impact on the availability of space for residents on this road.

Representatives of businesses or organisations in the zone and visitors using amenities in the zone were most likely to support making short stay trial bays permanent.